

[www.modernwedding.com.au](http://www.modernwedding.com.au)

# Styling Handbook







*P*atti's Hire can arrange any combination that your budget can dictate.  
All you need to do is contact us with your requirements and we will tailor a package to suit your needs.

*Patti's Hire*  
more affordable than you think

Showroom and Warehouse  
54 Belmore Rd, Punchbowl, Sydney, NSW 2196  
T: 1300 843 472 [www.pattishire.com.au](http://www.pattishire.com.au)





STYLIST TIP  
Create a weather-proof wonderland anywhere, with a luxury marquee



PATTI'S HIRE

Phone: 1300 843 472  
54 Belmore Road, Punchbowl NSW 2196  
[www.pattishire.com.au](http://www.pattishire.com.au)

# { Contents }

- 8 WELCOME!
- 12 DIY STYLING INSPIRATION
- 16 CITY SAFARI  
Eclectic and vibrant
- 20 WINTER GOLD  
Warm up your winter wedding
- 22 LAVENDER FAIRYTALE  
Romantic countryside style
- 26 WHITE & LIGHT  
Timeless white and candlelight
- 28 AUDE & GILLES  
Traditional meets vintage
- 32 SWEETEST THINGS  
Love and lollipops
- 34 NEON KISSES  
Colours that really pop!
- 38 GARDEN PARTY  
Celebrate among the flowers
- 40 OH SWEET DAY  
A delicious daytime soirée
- 44 MIRROR, MIRROR  
The fairytale gets a clever makeover
- 46 CITYSIDE GLAMOUR  
A touch of bling in all the right places
- 50 SPRING PICNIC  
Fun in the sun
- 52 IT'S A LOVE STORY  
A new take on rustic chic
- 56 LACED & GRACED  
All things soft and pretty
- 58 RETRO REVIVAL  
Celebrating rockabilly and mod-style
- 62 VINTAGE FLORALS  
Springtime brights meet vintage charm

.....

## ADVERTISERS' INDEX

Bridal Collective, The	13 – 15
Decorations by Jelena	5 – 7
Patti's Hire	Inside front cover – 2
Styled Events	9 – 11
Stylish Events	64, Inside back cover & Outside back cover

.....



62



56



FRONT COVER

Photography by JENNY SUN  
www.jennysunblog.com  
Styling by The Bridal Collective  
www.thebridalcollective.com  
See page 38 for more information



50



40



32



# Styling Handbook

PUBLISHER & EDITOR IN CHIEF

Victoria Black

MANAGING DIRECTOR

John Haslam

NSW ADVERTISING MANAGER

Mandi Ronald

VIC & SA ADVERTISING MANAGER

Karen Lawson

QLD ADVERTISING MANAGER

Jocelyn Thomas-Bolderston

ART DIRECTOR & DESIGNER

Kimberlee Kessler

DESIGNER

Tonya Morgan

HEAD OF PRODUCTION

Nicola Daniels

PRODUCTION MANAGER & FEATURES WRITER

Rosemary Slade

COMPETITIONS COORDINATOR

[nicola@modernwedding.com.au](mailto:nicola@modernwedding.com.au)

MODERNWEDDING.COM.AU ACTING MANAGER

Isabel van Rees

ACCOUNTS MANAGERS

Natalie Beswick

Anne Mangold

OFFICE MANAGER

Carly Simpson

FRONT COVER PRE-PRESS BY AUSBRAND

PRINTED BY TOPPAN

NEWSAGENT DISTRIBUTION BY

NETWORK SERVICES

**Modern Wedding Styling Handbook Volume 3  
(Modern Wedding Autumn Volume 58, 2013)  
is published by Wildfire Publishing International.  
ABN 12 003 249 965.**

Unit E, 134 Old Pittwater Road, Brookvale NSW 2100, Australia.

PO Box 317, Balgowlah NSW 2093, Australia.

Telephone: (02) 9939 7000 Facsimile: (02) 9939 7077

Email: [info@modernwedding.com.au](mailto:info@modernwedding.com.au)

Website: [www.modernwedding.com.au](http://www.modernwedding.com.au)

**ISSN 1441-256X.**

All material is copyright and cannot be reproduced in part or in full, by any means, without the permission of the publishers. While the publishers have taken all reasonable efforts to ensure the accuracy of the material contained in this publication, it is a condition of purchase of this magazine that the publishers do not assume any responsibility for liability for any inaccuracy or omission, or from the use of the information contained herein and the publishers make no warranties, express or implied, with respect to any of the material contained herein.

Decorations  
by Jelena  
*Styling & Decorations for all Occasions*



"You provide a seamless service and like fairies transform a room and work your magic"

*-Karina-*



"Absolutely would not hesitate to refer you after I saw your dedication to your customers"

*-Gloria-*



STYLIST TIP  
Tie in your  
bridal party  
colours for a  
cohesive overall  
look



DECORATIONS BY JELENA

Mobile: 0415 748 960 / 0416 464 413  
info@decorationsbyjelena.com.au  
www.decorationsbyjelena.com.au







# WELCOME!

[The trees have been hung with fairy lights, each wooden table is overflowing with blooms and the dessert buffet looks positively scrumptious. Welcome to the joyful, elegant, offbeat and beautifully personalised feel of wedding styling in 2013. Whether you're planning a small gathering with your closest friends, or a big celebration with all the trimmings, we've found something to inspire every bride-to-be.](#)

In the third annual edition of Modern Wedding's Styling Handbook, you'll find a range of wedding themes and ideas. Brides are returning to the great outdoors and bringing a little natural beauty into their reception festivities. This year we're loving sunny springtime picnics, lavish seaside soirées and elegant garden parties. Vintage still tops the list for many brides, but it's a little more personal, with a touch of bohemian chic. Retro revivals are becoming popular, with bright colours and quirky details making a statement in style; and call us old fashioned, but sometimes you just can't go past pastel prettiness.

No matter what stage of planning you're at, you can always find new ideas! We encourage you to flick through these pages and cut, paste, pin and share your favourite images to create your very own unique wedding theme.



# STYLED EVENTS

inspirational event theming

*Fashion fades, only style remains the same*

*-Coco Chanel*

South East Queensland's leading event hire and styling company.




By appointment 71-75 Victoria Street, West End 4101 Ph: +617 3852 3339  
[styledevents.com.au](http://styledevents.com.au)






**STYLIST TIP**  
Combine soft tones and fresh flowers for an enchanting and intimate setting



**STYLED EVENTS**  
Phone: 07 3852 3339  
info@styledevents.com.au  
www.styledevents.com.au



Nymphet Hair Garland  
MODERN WEDDING DIY  
MAGAZINE



Eiffel Tower Placecard Holder  
MODERNWEDDINGSHOP.  
COM.AU



Printed Wedding Invitation Tea Towel  
IDOWEDDINGTEATOWELS.COM.AU



Kissing Bell  
MODERNWEDDINGSHOP.COM.AU

# DIY styling INSPIRATION



Fingerprint Tree Print  
ALICESSTUDIO.ETSY.COM

For more  
DIY ideas,  
grab a copy of  
Modern Wedding  
DIY magazine from  
[www.modernweddingmagazines.com.au](http://www.modernweddingmagazines.com.au)  
enjoy!



Bohemian Hair Crown  
MODERN WEDDING DIY  
MAGAZINE



Wedding Carriage Favour Box  
MODERNWEDDINGSHOP.COM.AU



Hand-painted Vintage Plates  
AVEISBIRD.BIGCARTEL.COM






*A nesting ground for all things Beautiful*

Bespoke styling and dry hire of personalised wedding décor.

Servicing Sydney, Newcastle and surrounding regions.

[www.thebridalcollective.com](http://www.thebridalcollective.com)  
[jess@thebridalcollective.com](mailto:jess@thebridalcollective.com)

Join our nest on Facebook, Twitter, Pinterest and Instagram.





THE BRIDAL COLLECTIVE

jess@thebridalcollective.com  
www.thebridalcollective.com





**STYLIST TIP**  
Use different textures like linen, paper and hessian to create interest



{ shoot location: Summerlees  
[www.summerlees.com.au](http://www.summerlees.com.au) }



Photography CAROLINE TRAN  
[www.carolinetran.net](http://www.carolinetran.net)

Editorial Creative Director  
UTTERLY ENGAGED  
[www.utterlyengaged.com](http://www.utterlyengaged.com)

Head Designer & Stylist  
SO HAPPY TOGETHER  
[www.sohappitogetherblog.com](http://www.sohappitogetherblog.com)

Floral Creative Director  
INVITING OCCASION  
[www.invitingoccasion.com](http://www.invitingoccasion.com)

Floral Styling Assistant  
ART WITH NATURE FLORAL DESIGN  
[artwithnaturedesign.com](http://artwithnaturedesign.com)

Wardrobe & Photo Stylist  
LOVELY JUBILEE  
[www.lovelyjubilee.com](http://www.lovelyjubilee.com)

Caterer CHEF ANAHITA NADERI  
[www.chefanahita.com](http://www.chefanahita.com)

Cake A WISH AND A WHISK  
[www.awishandawhisk.com](http://www.awishandawhisk.com)

Desserts CAKE MONKEY  
[cakemonkey.com](http://cakemonkey.com)

Lighting CHIAVARI CHAIR RENTALS  
[www.chiavarichairrentals.com](http://www.chiavarichairrentals.com)

Stationery DL/SH DESIGNS  
[www.dlshdesign.com](http://www.dlshdesign.com)



# City SAFARI



**OUR FAVOURITES**  
 A comfy outdoor lounge with loads of themed cushions




A vibrant, earthy palette of burnt orange, sage green, sunset red and bright yellow, underscored with antique wood and statement black and white print creates an atmosphere second-to-none. The essence of the African plains is brought to life in this unique, vintage take on a safari theme. The stylists created a mock dining room under an old tree, hanging lamps of different heights from the branches and setting up a sixteen-seat dining table beneath. They even created a lounge area by draping off a section and populating it with overstuffed antique armchairs and chaises.



★  
Rentals FOUND VINTAGE RENTALS  
[vintage-rentals.com](http://vintage-rentals.com)  
Textiles Props SCALAMANDRÉ  
[www.scalamandre.com](http://www.scalamandre.com)  
Linens WILDFLOWER LINEN  
[www.wildflowerlinens.com](http://www.wildflowerlinens.com)  
Wedding Band SYLVIE COLLECTION  
[www.sylviecollection.com](http://www.sylviecollection.com)  
Bridal Gowns  
LINDEE DANIEL  
[www.lindeedaniel.com](http://www.lindeedaniel.com)  
LOVELY BRIDE LOS ANGELES  
[lovelybride.com](http://lovelybride.com)  
Bridal Jewellery & Accessories  
VINTAGE HOMEGROWN  
[www.vintagehomegrown.com](http://www.vintagehomegrown.com)  
31 BITS [www.31bits.com](http://www.31bits.com)  
Bridal Lingerie NAKED PRINCESS  
[www.nakedprincess.com](http://www.nakedprincess.com)  
★


The couple make an entrance through a single wooden door, placed at the opening of the cobblestone path and dressed up with lashings of fresh flowers. A handmade arch provides a perfect outdoor location for the ceremony, with wooden benches and old-fashioned footstools offering comfortable seating for the guests.

Candles and wildflowers fill the centre of the dining table, giving life to the off-beat, eclectic theme. The stationery is a wild combination of different black and white prints, echoing the safari style. While off to one side, a stunning ruffled ombré cake and enticing homemade sweet treats await. Even the dessert table is given a new look, with additional shelving created by hanging wooden planks from the tree above.



WE  
♥  
Going with your  
animal instincts  
when choosing  
a theme





OUR FAVOURITES  
Seeing the bride wearing luxe gold accessories



# Winter GOLD



*A winter themed wedding doesn't have to be chilly: warm it up with gold accessories instead of silver, loads of fresh flowers and gorgeous wooden accents.*

This décor theme gives a subtle nod to winter, with pretty laser cut snowflake stationery and napkin rings, gold-sprayed pinecone place-settings and a flurry of wonderful white blooms lining the table. Champagne and white paper pom poms add interest to the backs of the chairs, and the addition of ivory roses to the table arrangements softens the starkness of the white. Gold rimmed flatware and glasses make a stylish statement, while pinecones peek out from under some of the white flowers, like the ground appearing from beneath a snowfall.



Photography  
LIESL CHENEY PHOTOGRAPHY  
[www.lieslcheney.com](http://www.lieslcheney.com)

Styling B.LOVED WEDDINGS  
[www.blowedweddings.com](http://www.blowedweddings.com)

Gown MADELINE ISAAC-JAMES  
[www.madelineaacjames.com](http://www.madelineaacjames.com)

Accessories  
VICTORIA MILLÉSIME  
[www.victoriamillesime.co.uk](http://www.victoriamillesime.co.uk)  
TRUDIE ARNOLD  
[www.tiarasbytrudiearnold.co.uk](http://www.tiarasbytrudiearnold.co.uk)

Flowers SENSES FLORAL DESIGN  
[www.sensesfloral.co.uk](http://www.sensesfloral.co.uk)

Stationery INTRICATE CREATIONS  
[www.intricatecreations.co.uk](http://www.intricatecreations.co.uk)

Cakes TEMPTING CAKE  
[www.temptingcake.com](http://www.temptingcake.com)

Venue STOKE PLACE  
[www.stokeplace.co.uk](http://www.stokeplace.co.uk)

Hair & Makeup GEMMA SUTTON  
[www.gemmasutton.com](http://www.gemmasutton.com)

Model BEA PIEKARSKA





Photography SARAH STORY  
[www.sarahstory.com.au](http://www.sarahstory.com.au)

Second Photographer  
JESSICA RUISAN  
[www.silktruffle.com.au](http://www.silktruffle.com.au)

Gown & Menswear MASTER/SLAVE  
[www.weddingsbymasterslave.com.au](http://www.weddingsbymasterslave.com.au)

Jewellery SCARAB ROUGE  
[www.scarabrouge.com](http://www.scarabrouge.com)

Flowers YUGA FLORAL DESIGN  
BY SETSUKO  
[www.yugaflora.com.au](http://www.yugaflora.com.au)

Cake I DO CAKES (02) 4872 2328





# Lavender FAIRYTALE



## OUR FAVOURITES

Lashings of fresh blooms in countryside colours



Recreate the romance of an elegant countryside wedding with a soft palette of lavender, white and ivory, accented with the crisp greens of your surrounds. A sprawling location like Milton Park Country House Hotel, in the Southern Highlands, not far from Sydney offers an idyllic setting. Think beautiful grounds, flowers from country gardens, maybe even a hedge maze. Outdoor tables, fresh white linen, bentwood chairs and a plethora of 'just-picked' looking table arrangements makes for a fresh take on the classic country fairytale.



Stationery KORENA MILLER  
[www.korenamiller.com.au](http://www.korenamiller.com.au)

Wedding Accessories  
BELLE ADORN  
[www.belleadorn.com.au](http://www.belleadorn.com.au)

Venue MILTON PARK  
COUNTRY HOUSE HOTEL  
[www.milton-park.com.au](http://www.milton-park.com.au)

Hair KEZIAH'S MOBILE  
HAIRDRESSING  
[www.facebook.com/keziahs.mobile.hairdressing](http://www.facebook.com/keziahs.mobile.hairdressing)

Makeup MAKEUP BY MEGAN  
[www.makeupbymegan.com.au](http://www.makeupbymegan.com.au)

Models JENNIFER WESTBROOK  
& PETER CEJKA



*While purple remains one of the most popular wedding colours, there are still many options for incorporating it into your celebration in a fresh, unique way.*

Rather than the vibrant, electric purple of years gone by, lavender is a refreshing way to add a touch of colour. Against the elegant white background, it offers a subtle touch of colour, beautifully blending with the warm afternoon light and the silvery green glow of the rambling gardens. It can be seen adding a hint of colour to the wedding cake, stationery, bomboniere, bouquets and floral arrangements and accessories. This is the epitome of a modern fairytale.




WE  
❤️  
A subtle hint of  
colour to draw  
all the details  
together





OUR FAVOURITES  
 Candlelight to add warmth and a hint of romance



# White & LIGHT



Photography NGG STUDIOS  
[www.nggstudios.com](http://www.nggstudios.com)

Styling, Cake & Accessories  
IMBUE WEDDINGS  
[www.imbueweddings.com.au](http://www.imbueweddings.com.au)


Bridal Gown  
JENNIFER GIFFORD DESIGNS  
[www.jennifergifforddesigns.com](http://www.jennifergifforddesigns.com)

Bridesmaid's Dress  
HARVEY AND ELLA  
[harveyandella.blogspot.com](http://harveyandella.blogspot.com)

Suits WIL VALOR  
[www.wilvalor.com.au](http://www.wilvalor.com.au)

Flowers COTTON BLOSSOM  
Hire & Props THE ONE DAY HOUSE  
[www.theonedayhouse.com.au](http://www.theonedayhouse.com.au)

Hair & Makeup BRUSH AND BLUSH  
[www.brushandblush.com.au](http://www.brushandblush.com.au)



*Small, intimate and endlessly romantic, a white wedding lit with candles is a timeless choice.*

The crisp, fresh palette of white and green is given depth and character with the addition of natural wood. Glass jars of varying sizes and heights are filled with candles and placed not only on tables, but also on floors, in front of mirrors and wherever warmth and light will have an impact. This is the epitome of simple chic.



# Aude & GILLES



OUR FAVOURITES  
A headpiece that reflects your personal style

The classic earthy palette is given an unexpected boho twist, with pops of turquoise and luxe antique gold accessories. The fusion of elements of the traditional, the bohemian and the vintage creates a completely unique style that reflects this couple's personalities to a T. Aude's classic wedding gown and elegant makeup is perfectly accented by her choice of a gorgeous golden headpiece and soft, beachy curls. Gilles is dashing in his formal tuxedo, letting his personal style shine through with a forest green velvet bowtie.



Photography  
JEN HUANG PHOTOGRAPHY  
[www.jenhuangphotography.com](http://www.jenhuangphotography.com)

Wedding gowns  
IVY & ASTER  
[www.ivyandaster.com](http://www.ivyandaster.com)  
LOVELY BRIDE  
[www.lovelybride.com](http://www.lovelybride.com)

Hair Piece JENNIFER BEHR  
[www.jenniferbehr.com](http://www.jenniferbehr.com)

Bow Tie BOUTAUGH  
[www.boutaugh.bigcartel.com](http://www.boutaugh.bigcartel.com)

Flowers & Design  
POPPIES & POSIES  
[www.poppiesandposies.com](http://www.poppiesandposies.com)

Invitations PAPERFINGER  
[www.paperfinger.com](http://www.paperfinger.com)

Hair & Makeup  
JESS WILCOX  
HAIR & MAKEUP ARTIST  
[jesswilcox.4ormat.com](http://jesswilcox.4ormat.com)

*There's something joyful about eating, drinking and being merry outside! Incorporate some natural beauty into your celebration by holding an outdoor reception. As long as you have a back-up wet weather plan, you can be content to look forward to the big day with no worries at all.*

Add a touch of vintage style with heirloom crystal, borrowed from your mother's cupboards, and re-purposed teacups from your local goodwill store. Keep your centrepieces and décor low, to encourage conversation. Your guests will be grateful. If you're able, smaller tables are another great way to ensure your guests get talking. Drag the furniture outside, drape the fairy lights around your favourite tree and celebrate!





WE  
❤️  
An unexpected  
pop of bright  
turquoise





WE  
 A sugary  
 sweet colour  
 palette carried  
 throughout



Because you have shared in our lives  
 through your love and friendship

*Lynal Mae Edge*  
 and  
*Todd Andrew Shelles*

Together with their parents,  
 request the pleasure of your company  
 to celebrate their wedding on  
 Friday, the 26th of October  
 two thousand and twelve  
 at four o'clock in the afternoon

at  
 Linton Gardens  
 611 Wisemans Ferry Road  
 Somersby, NSW 2250

Dress: Formal  
 RSVP: Third of September



# Sweetest THINGS




☆  
Photography  
POPCORN PHOTOGRAPHY  
[www.popcornphotography.com.au](http://www.popcornphotography.com.au)  
Styling PRINCESS ALLURE  
BOUTIQUE EVENTS  
[www.princessallure.com.au](http://www.princessallure.com.au)  
Sweets FROSTED FANTASIES  
[www.frostedfantasies.com.au](http://www.frostedfantasies.com.au)  
HELLO NAOMI  
[www.hellonaomi.com.au](http://www.hellonaomi.com.au)  
Florist BUTTERCUPS FLORIST  
[www.buttercupsfiorist.com.au](http://www.buttercupsfiorist.com.au)  
Makeup KELLY TAYLOR -  
MAKEUP ARTIST  
[www.facebook.com/?sk=lf#!/pages/Kelly-Taylor-Makeup-Artist/167701383307612?fref=ts](https://www.facebook.com/?sk=lf#!/pages/Kelly-Taylor-Makeup-Artist/167701383307612?fref=ts)  
Venue LONELY GOAT OLIVE TREES  
[www.lonelygoatolivetrees.com.au](http://www.lonelygoatolivetrees.com.au)  
☆

An engagement shoot provides the perfect opportunity for you to play with some ideas for your wedding styling. Get creative, add some of your personality into the theme and generally have fun.

A secluded location provides a beautiful backdrop for some decadent and luxurious décor. Luscious sweets and delicious treats cover every available surface, in an opulent colour palette of soft pinks, lavender, peach, ivory and cream. The vintage tea party theme is further reflected in an assortment of mismatched teacups and antique crystal. Freshly cut ranunculus, baby's breath and wild mauve roses add a touch of country style to this exquisitely indulgent celebration.



# Neon KISSES



## OUR FAVOURITES

Keeping the basics simple so your details really pop!



*Nothing sets off a white wedding like a splash of neon! The setting and space has been kept very clean and minimal, with a contemporary white table setting and clear Perspex chairs. The simplicity of the basics ensures that the neon accents really pop. Bouquets of citrus, tangerine and cerise blooms alternate down the centre of the table, each arrangement kept to the same colour and the same flower, for the sake of impact. Varying heights in the vases add interest and draw the eye. Slick lime details add the perfect amount of zing.*



Photography

NATASJA KREMERS PHOTOGRAPHY  
[www.natasjakremersblog.com](http://www.natasjakremersblog.com)

Concept Creator, Producer, Stylist, Tableware,  
Napkins, Accessories, Lamps, Paper Wall,  
Jewellery & Tea Service

CATHRIN D'ENTREMONT WEDDINGS  
[www.cdweddings.com.au](http://www.cdweddings.com.au)

Videography URBAN LIGHT FILMS  
[www.urbanlight.com.au](http://www.urbanlight.com.au)

Wedding Gown SAMANTHA WYNNE  
[www.samanthawynne.com.au](http://www.samanthawynne.com.au)

Flowers ZINNIA FLORAL DESIGNS  
[www.zinniafloraldesigns.com.au](http://www.zinniafloraldesigns.com.au)

Stationery WREN PRESS  
[www.wrenpress.com.au](http://www.wrenpress.com.au)

Cake & Biscuits CAKE COLLECTIONS  
[www.cakecollections.com.au](http://www.cakecollections.com.au)

Ghost Chairs ORIELLE  
[www.orielle.com.au](http://www.orielle.com.au)

Location ANNA FOLEY GALLERY  
[www.annafoley.com](http://www.annafoley.com)

Hair UNVEILED HAIR & MAKEUP  
[info@unveiledhairandmakeup.com.au](mailto:info@unveiledhairandmakeup.com.au)

Makeup KATHRYN COLGAN  
[kathrync@inet.net.au](mailto:kathrync@inet.net.au)

Models MITCH YEATS and  
MEGAN CROSBY  
[www.megan-crosby.com](http://www.megan-crosby.com)




One of the bonuses of a bright, simple palette is it's inherently cheerful, and not too obtrusive. So your guests will be wowed by the colours and the details straight away, it provides a perfect conversation-starter and opportunity for photographs, but it's not going to distract people if they're focused on your speech or a really enjoyable conversation.

The elegant combination of sharp geometric shapes and soft, organic lines creates a sense of whimsy, which is heightened by the fun, almost child-like combination of colours. A simple colour theme like this is easy to achieve and high impact. Colours that are 'on-trend' like these are also wonderful for those who are DIY-ing, or on a budget, as you'll be able to find details to incorporate almost anywhere.



WE  
❤️  
Both the bride  
and the  
groom dressed  
in white!






WE  
♥  
Incorporating  
elements of your  
surroundings into  
your theme





# Garden PARTY

.....



☆  
Photography [JENNY SUN](http://www.jennysunblog.com)  
[www.jennysunblog.com](http://www.jennysunblog.com)  
Styling [THE BRIDAL COLLECTIVE](http://www.thebridalcollective.com)  
[www.thebridalcollective.com](http://www.thebridalcollective.com)  
Gowns [CELEST THOI](http://www.celestthoi.com)  
[celestthoi.com](http://www.celestthoi.com)  
Flowers [CHANELE ROSE](http://www.chanelerose.com.au)  
[FLOWERS & EVENT STYLING](http://www.chanelerose.com.au)  
[www.chanelerose.com.au](http://www.chanelerose.com.au)  
Cake [YUMMY](http://www.yummycupcakes.com.au)  
[CUPCAKES & CAKES](http://www.yummycupcakes.com.au)  
[www.yummycupcakes.com.au](http://www.yummycupcakes.com.au)  
Hair & Makeup [AMY CHAN](http://www.amychan.net)  
[www.amychan.net](http://www.amychan.net)  
Model [MONIQUE KATHLEEN](http://www.modelmayhem.com/822152)  
[www.modelmayhem.com/822152](http://www.modelmayhem.com/822152)  
☆

Inspired by secret gardens, faeries and daydreams, the essence of magic is alive and well in this unique take on a rustic vintage theme.

Chairs and tables entwined with vines, and overgrown with moss give a sense of fairytale enchantment, while a dessert buffet overflowing with the fruits of the forest, and divinely decorated sweet treats offers the perfect centerpiece. Let your hair down, trim it with flowers and hold your celebration at the bottom of the garden.



# Oh sweet DAY



## OUR FAVOURITES

Deliciously sweet pink ombre, ruffle cake



A beachside locale and a casually elegant luncheon is just the right amount of decadence for a daytime soirée. The sweetness truly is in the details! An assortment of bright and blushing blooms provide a delicious punctuation to an otherwise crisp and classic table. Blue glass bottles are delightfully unique vases, and gold-rimmed glasses add a touch of luxury. The juxtaposition of indoor and outdoor elements creates a sense of fun and frivolity, perfect for a celebration of love!



Photography TINDALE IMAGES  
[tindaleimages.com](http://tindaleimages.com)

Styling & Food BLISSFULLY SWEET  
[blissfullysweetcakes.blogspot.com](http://blissfullysweetcakes.blogspot.com)

Flowers  
CHANELE ROSE  
FLOWERS & EVENT STYLING  
[www.chanelerose.com.au](http://www.chanelerose.com.au)

China & Tableware  
THE VINTAGE KITCHEN  
[thevintagekitchen.com.au](http://thevintagekitchen.com.au)

Paper Products, Gifts & Paper Flowers  
PRETTY AND PRINT  
[www.prettyandprint.com](http://www.prettyandprint.com)

Furniture BELLEZZA INTERIORS  
[www.bellezzainteriors.com.au](http://www.bellezzainteriors.com.au)

Printables STYLE ME GORGEOUS  
[www.stylemegorgeous.com.au](http://www.stylemegorgeous.com.au)



*This styled showcase was originally a celebration in the name of mothers everywhere, and a way to raise awareness of breast cancer. It's a wonderful sentiment worth remembering for your special day, or even your bridal shower. Celebrate with your mum, remind her how important she is to you and make her feel special. And why not include a charity that's close to your heart? It will give your event another level of significance. Something that's sure to make you look back and smile.*



WE  
❤️  
A decadent mix  
of desserts,  
wine and  
cheese





OUR FAVOURITES  
The luxurious touches of gold throughout



# Mirror, MIRROR



The classic fairytale Snow White is given a fresh look, incorporating in-vogue yellow, antique gold and sunny accents. Subtle nods to the original story, like the hanging mirror above the dessert table and the gold sprayed apple place cards provide clever details to intrigue guests.



Photography  
THE WEDDING BIRDS  
[www.theweddingbirds.com.au](http://www.theweddingbirds.com.au)

Event Design & Styling  
STYLED BY BELLE  
[www.styledbybelle.com.au](http://www.styledbybelle.com.au)

Flowers THE BOUQUETS  
OF ASCHA JOLIE  
[www.aschajolie.com.au](http://www.aschajolie.com.au)

Cakes & Desserts ONE SWEET GIRL  
[www.onesweetgirl.com.au](http://www.onesweetgirl.com.au)

Macarons MACARAHRAH  
[www.macarahrah.com.au](http://www.macarahrah.com.au)

Stationery  
SWEET SCARLET DESIGNS  
[sweetscarletdesigns.blogspot.com](http://sweetscarletdesigns.blogspot.com)

Wedding Gowns SILVANA TEDESCO  
[www.silvanatedesco.com.au](http://www.silvanatedesco.com.au)  
FAIRYTALES BRIDAL BOUTIQUE  
[www.fairytalesbridal.com.au](http://www.fairytalesbridal.com.au)

Menswear & Suits MENZCLUB  
[www.menzclub.com.au](http://www.menzclub.com.au)

Headpiece VIKTORIA NOVAK  
[www.viktorianovakdesign.com](http://www.viktorianovakdesign.com)

Jewellery & Hair Clips  
BLISS DESIGN JEWELLERY  
[www.blissdesign.com.au](http://www.blissdesign.com.au)

Furniture DANN EVENT HIRE  
[www.danneventhire.com.au](http://www.danneventhire.com.au)

Chandelier DE BRETT'S ANTIQUES,  
Moonee Ponds

Hair YOUSHIKI SCISSORS  
[www.youshikiscissors.com](http://www.youshikiscissors.com)

Makeup SUNDARI COSMETICS  
[www.facebook.com/SundariMakeup](http://www.facebook.com/SundariMakeup)

MODELS Brooke Sebek,  
Davide Tucci & Rodrigo Durand





Photography & Styling  
SAMANTHA MACABULOS  
[www.samanthamacabulos.com](http://www.samanthamacabulos.com)

Styling Assistant JESSY COCO  
[info@jessycocostyling.com](mailto:info@jessycocostyling.com)

V-Neck Tulle & White Sequined  
Gown, Veils & Headpiece  
LISA GOWING  
[www.lisagowing.com](http://www.lisagowing.com)

Long-Sleeved Lace Gown  
CARLA ZAMPATTI  
[www.carlazampatti.com.au](http://www.carlazampatti.com.au)

One-Shoulder Crystal Gown  
ANNA CAMPBELL  
[www.annacampbell.com.au](http://www.annacampbell.com.au)

Jewellery SAMANTHA WILLS  
[www.samanthawills.com.au](http://www.samanthawills.com.au)

Groom's Suits M. J. BALE  
[www.mjbale.com](http://www.mjbale.com)

Floral Design BLOOMS & SCENTS  
[www.bloomsandscents.com](http://www.bloomsandscents.com)





# Cityside GLAMOUR



OUR  
FAVOURITES  
Subtle details  
that make  
a classic  
statement

The new white wedding is sleek, chic and glam, with a touch of bling in all the right places. A palette of crisp white, shimmering champagne and sophisticated navy blue provides the perfect basis for a night of celebration. Touches of pink add an air of romance, whilst outside, magic hour falls and the city begins to sparkle. The décor is simple, yet stylish. It is rich enough to make a statement, but refined enough that it need not say a word. They say the devil is in the details, but in this case, it's the details that take us from dazzling to divine. This is glamour, redefined.





Decor DECORATIONS BY  
JELENA  
[www.decorationsbyjelena.com.au](http://www.decorationsbyjelena.com.au)

Cake MA' CAKE  
[www.macake.com.au](http://www.macake.com.au)

Stationery ASHLEA WEDDING  
STATIONERY  
[ashleaweddingstationery.com.au](http://ashleaweddingstationery.com.au)

Venue THE SEBEL, PIER ONE  
[www.sebelpierone.com.au](http://www.sebelpierone.com.au)

Cinematography AMELIA GROSE  
PHOTOGRAPHY  
[www.facebook.com/pages/  
Amelia-Grose-Photography/  
153689557998533](https://www.facebook.com/pages/Amelia-Grose-Photography/153689557998533)

Hair DEELUSH  
[facebook.com/Deelushhair](https://facebook.com/Deelushhair)

Makeup DOUBLETAKE MAKEUP  
ARTISTRY  
[doubletakemobilemakeup.com.au](http://doubletakemobilemakeup.com.au)

Models DIANA VILLEGAS  
[www.facebook.com/e.echo.echo](https://www.facebook.com/e.echo.echo)  
& MILE NECKOSKI  
[www.facebook.com/MileNeckoski](https://www.facebook.com/MileNeckoski)




Flickers of silver, the glimmer of freshly polished crystal and vases upon vases of fresh white blooms provide a perfect backdrop. The embellishments add just enough glitz: crystals dangling from the candelabra, the twisting vine-like crystal design on the cake, the bride's exquisite headpiece and exotic diamond bracelet.

The palette is mirrored in the shimmering tablecloth covers, each one a reflection of the colours on the harbour at sunset. This bride and groom are themselves a perfect illustration of the new glamour: there is no fancy tuxedo, no princess gown, just a flawlessly tailored suit and gorgeous one-shoulder gown with a touch of sparkle. They are relaxed, elegant and enjoying themselves without pretence.



WE  
❤️  
A palette that mirrors the beauty of the surrounds





WE  
❤️  
Loads of fresh  
spring blooms  
and yummy  
treats



# Spring PICNIC



Photography JAMES DAY  
[www.jamesday.com.au](http://www.jamesday.com.au)

Styling REBECCA BLOOM  
[www.rebeccabloom.com.au](http://www.rebeccabloom.com.au)

Cupcakes, Cookies & Macarons  
SUGAR POT [sugarpot.com.au](http://sugarpot.com.au)

Cake CAKES BY MEL  
[cakesbymel.com.au](http://cakesbymel.com.au)

Hair & Makeup BONDI MAKEUP  
[www.facebook.com/bondimakeup](http://www.facebook.com/bondimakeup)

Models OLIVIA DAVIES,  
TARA DOBELL, WILL CASWELL  
& BYRON HUNT



Spring is the ideal time for an outdoor celebration. Take advantage of the beautiful parks and gardens in your local area, and plan to have a picnic-themed reception. An antique sideboard contains all you'll need, from wooden cutlery, to individually packed lunches. It also serves as a pretty dessert and drinks bar.

Load each little picnic blanket up with plenty of freshly picked flowers, mirroring the spring colours from the bouquet. Decorate the nearby trees with strands of beads and fairy lights and ensure there are plenty of cupcakes and macarons for a long spring afternoon of fun in the sun.



Photography ONE LOVE PHOTOGRAPHY  
[www.onelovephotography.com.au](http://www.onelovephotography.com.au)

Styling & Flowers CHANELE ROSE  
FLOWERS & EVENT STYLING  
[www.chanelerose.com.au](http://www.chanelerose.com.au)

Gowns BESKA COUTURE [beska.com.au](http://beska.com.au)

Hairpiece & Belt TEEKI [www.teeki.com.au](http://www.teeki.com.au)

Cakes & Treats BLISSFULLY SWEET  
[www.blissfullysweetcakes.blogspot.com.au](http://www.blissfullysweetcakes.blogspot.com.au)

Vintage Props THE VINTAGE KITCHEN  
[thevintagekitchen.com.au](http://thevintagekitchen.com.au)

Stationery PRETTY & PRINT  
[www.prettyandprint.com](http://www.prettyandprint.com)

Venue THE BELHAVEN MANOR  
[www.belhavenmanor.com.au](http://www.belhavenmanor.com.au)



# It's a LOVE STORY



## OUR FAVOURITES

Antique books to create interest and add colour




*The rustic countryside wedding is given a breath of fresh air, with a lively colour palette incorporating the softest pinks, burnt orange, lavender, red, burgundy and mint. A collection of vintage biscuit tins and tea caddies, mixed with classic ivory vases and filled with blooms creates a unique centrepiece. Antique books help to create different heights, adding interest and providing another element with which to develop the colour theme. While clearly every aspect has been carefully considered, collectively they give a wonderful sense of laid-back, thrown-together style.*

The beauty of this theme is in its casual sense of style. The clever use of colour takes it from last year's vintage, to this year's edgy, bohemian ambience.

Succulents mix with traditional flowers like peonies, juxtaposing the innovative with the classic. Even the bride and groom are the epitome of originality: her headpiece is the essence of boho, her earrings perfectly traditional, while his vest is a nod to the classics, his polkadot bowtie a statement in personal style.


☆  
Hair VERAKON  
[www.facebook.com/verakon.phomphithak](http://www.facebook.com/verakon.phomphithak)  
Makeup GLOW STUDIOS  
[www.glowstudios.com.au](http://www.glowstudios.com.au)  
Model AMYLEE BLISS [amyleebliss.com](http://amyleebliss.com)  
☆





WE  
♥  
Vintage style  
with a twist of  
boho chic





OUR FAVOURITES  
Personalised table settings using old scrabble tiles



# Laced & GRACED



*A bridal shower is the perfect opportunity to get a little girly with your décor and theme. Be inspired by lace, pearls, crystals and all things soft and pretty, with a palette of cream, ivory and white.*

Add a touch of pink with hanging crystal baubles filled with soft pink roses, and cupcakes decorated with tiny sugar flowers. Let your ladies know what to expect by sending a lace trimmed invitation, telling them to dress in their finest ivory or white dresses. Then pop the champagne, grab a cupcake and enjoy!



Photography **JESSICA RUISAN**  
[www.silktruffle.blogspot.com](http://www.silktruffle.blogspot.com)

Concept, Styling & Dessert Tables  
**ESSENTIAL WEDDING DESIGN**  
[www.facebook.com/  
EssentialWeddingDesign](http://www.facebook.com/EssentialWeddingDesign)

Stationery **PEPPERMINT PRESS**  
[www.peppermintpress.com.au](http://www.peppermintpress.com.au)

Main Cake **PUT A CAKE IN IT**  
[www.putacakeinit.com.au](http://www.putacakeinit.com.au)

Side Cakes **MA'CAKE**  
[www.macake.com.au](http://www.macake.com.au)

Cupcakes & Cookies  
**THE CUPCAKE HOUSE**  
[www.thecupcakehouse.com.au](http://www.thecupcakehouse.com.au)

Desserts **CONFETTI & CRUMBS**  
[www.facebook.com/confettiandcrumbs](http://www.facebook.com/confettiandcrumbs)

Hair Accessories & Jewellery  
**BESPOKE BY RENEE**  
[www.bespokebyrenee.com](http://www.bespokebyrenee.com)

Bride's Pearls **THE JOY OF PEARLS**  
[www.thejoyofpearls.com.au](http://www.thejoyofpearls.com.au)

HAIR & MAKEUP **Make Up by Helen Sotis & Make Up by Monique**  
[www.facebook.com/pages/Helen-Sotis-Makeup-Artist/175150525864394?ref=ts](http://www.facebook.com/pages/Helen-Sotis-Makeup-Artist/175150525864394?ref=ts)

Models **CARLEY, GILLIAN & CELESTE**





♥ Sweet Love

The dessert cart features a light blue top section with a yellow heart and the text "Sweet Love". Below this, the cart is divided into vertical panels of light blue and yellow. On the counter, there are several items: a tiered stand with macarons, a cake on a stand, a jar of macarons, and a tray of small pastries. To the right of the cart, there is a small white table with several bottles of lemonade.

The couple is the central focus. The woman is seated on a teal bicycle, which has a large wicker basket on the front filled with a bouquet of yellow and white flowers. She is wearing a yellow lace dress and teal high-heeled shoes. The man is standing behind her, wearing a teal shirt, teal pants, and a teal bow tie. He has his arms around her, and they are both smiling.

# Retro REVIVAL



OUR  
FAVOURITES  
The bride and  
groom's matching  
turquoise  
shoes!

Feeling a little retro and rockabilly? What a great excuse to get cheesy and cute with a step back in time to the funky 50s and stylin' 60s! This retro celebration focuses on a fun palette of sunny yellow and fresh aqua blue. The table décor is bright and eye-catching, featuring a retro print tablecloth, mis-matched yellow and blue Bentwood chairs, brightly coloured glass and serving ware and an eclectic display of yellow blooms in blue mason jars. The groom wears slim cut sky blue pants, matched with a turquoise tweed blazer and quirky yellow suspenders; the bride positively radiant in a fun yellow lace shift.





Photography [THE WEDDING BIRDS](http://THEWEDDINGBIRDS.com.au)  
[www.theweddingbirds.com.au](http://www.theweddingbirds.com.au)

Styling & Concept [STYLED BY BELLE](http://STYLED BY BELLE.com.au)  
[www.styledbybelle.com.au](http://www.styledbybelle.com.au)

Bride's Gown [MISS GIGI](http://MISS GIGI.com.au)  
[www.facebook.com/MissGigiBoutique](http://www.facebook.com/MissGigiBoutique)

Groom's Suit [TOP MAN](http://TOP MAN.com)  
[www.topman.com](http://www.topman.com)

Flowers [STYLED BY BELLE](http://STYLED BY BELLE.com.au)  
[www.styledbybelle.com.au](http://www.styledbybelle.com.au)

Stationery [SWEET SCARLET DESIGNS](http://SWEET SCARLET DESIGNS.com.au)  
[www.etsy.com/shop/SweetScarletDesigns](http://www.etsy.com/shop/SweetScarletDesigns)

Macarons [MACARAHRAH](http://MACARAHRAH.com.au)  
[www.macarahrah.com.au](http://www.macarahrah.com.au)

Lemonade Stand [BOUTIQUE AFFAIRS](http://BOUTIQUE AFFAIRS.com.au)  
[www.boutiqueaffairs.com.au](http://www.boutiqueaffairs.com.au)

Bentwood Chairs [DANN EVENT HIRE](http://DANN EVENT HIRE.com.au)  
[www.danneventhire.com.au](http://www.danneventhire.com.au)

Vintage Bicycle [MEDICI CLOTHING](http://MEDICI CLOTHING.com.au)  
[www.facebook.com/pages/Medici-Clothing/15627657736867?fref=ts](http://www.facebook.com/pages/Medici-Clothing/15627657736867?fref=ts)

Giant Balloons [LITTLE SOOTI](http://LITTLE SOOTI.com.au)  
[www.littlesooti.com.au](http://www.littlesooti.com.au)

Hair [YOUSHIKI SCISSOR](http://YOUSHIKI SCISSOR.com.au)  
[www.youshikiscissors.com](http://www.youshikiscissors.com)

Makeup [SUNDARI COSMETICS](http://SUNDARI COSMETICS.com.au)  
[www.sundaricosmetics.com.au](http://www.sundaricosmetics.com.au)



When you're making a strong stylistic statement, it's best to stick to a few feature colours that really make one another pop. This couple made an impact with a mod-styled dessert buffet, featuring home-baked sponge cake dressed with fresh flowers, delightfully cute macaron stacks, sweet lemon meringue puffs, lemon tarts and chiffon cupcakes. Guests were treated to homemade jam and a CD of the couple's favourite tracks.

If you're evoking a particular era, go all out, down to the finest details: old fashioned lemonade with striped yellow straws, a bicycle with a flower-laden basket, brightly coloured balloons and even hair and makeup that's reminiscent of the time. Get playful and creative with your photographer: use props to help you recreate images from the period. It will make your memories even more unique.



WE  
Super cute messages on the wedding favours





WE  
❤️  
Mismatched  
white vases  
overflowing with  
poppies





# Vintage FLORALS



Photography NGG STUDIOS  
[www.nggstudios.com](http://www.nggstudios.com)

Styling & Flowers IMBUE WEDDINGS  
[www.imbueweddings.com.au](http://www.imbueweddings.com.au)

Gown JENNIFER GIFFORD DESIGNS  
[www.jennifergifforddesigns.com](http://www.jennifergifforddesigns.com)

Suit WIL VALOR  
[www.wilvalor.com.au](http://www.wilvalor.com.au)

Bow tie MARCELLO NECKWEAR  
[www.marcelloneckwear.com](http://www.marcelloneckwear.com)

Furniture & Decor Hire  
THE ONE DAY HOUSE  
[www.theonedayhouse.com.au](http://www.theonedayhouse.com.au)

Stationery HERMIAS WISHES  
[www.hermiaswishes.com](http://www.hermiaswishes.com)


Hair NICOLA DALY  
[www.hairbynicola.com](http://www.hairbynicola.com)

Makeup KATE MCKENNA  
[www.katemckenna.com.au](http://www.katemckenna.com.au)



*Springtime brights take on a vintage charm, with a cheerful palette of deep violet, sunny yellow, burnt orange and rosy pink brought to life with crisp white china and quirky outdoor furniture settings.*

It's almost as if a floral print had come to life. The balance of each colour within the overall theme is perfect, yet still has a sense of relaxed, 'just picked' freshness. The invitations are kept to neutral colours, allowing the vintage florals to shine. The rustic wooden table setting and kitschy metal chairs all combine to give a sense of 70s style that is completely unique.





## STYLISH EVENTS

Phone: 1300 781 662  
samira@stylishevents.com.au  
www.stylishevents.com.au



**STYLIST TIP**  
Bold bouquets and dramatic lighting help set the scene.





## Stylish Events specialises in reception decoration and corporate functions.

Stylish Events offers a comprehensive styling service for your special day.

Stylish Events have a specific flair for working with your chosen venue, and incorporating its own inherent beauty into the overall décor design.

Be it modern vintage, classic chic or black and white contemporary, Stylish Events have the experience and creativity to not only develop and design a perfect décor theme for you, but to style and finish it exquisitely.

Stylish Events use furniture hire, draping, lighting, floral design, linens and centrepieces to create an overall atmosphere. They are also able to source specific décor elements like vintage books, candelabra, photobooths, balloons and things like tissue paper pom poms in order to create the perfect atmosphere for your big day.

[stylishevents.com.au](http://stylishevents.com.au)

### Stylish Events

Samira Gideon, Stylist

[samira@stylishevents.com.au](mailto:samira@stylishevents.com.au)

T: 1300 781 662

F: 02 8088 1035

M: 0425 233 304



Like Stylish Events  
on Facebook

